

VOLVO PENTA GENSET ENGINE

TAD1640GE

432 kW (588 hp) at 1500 rpm, 480 kW (653 hp) at 1800 rpm, acc. ISO 3046

The TAD1640GE is a powerful, reliable and economical Generating Set Diesel Engine built on the dependable in-line six design.

Durability & low noise

Designed for easiest, fastest and most economical installation. Well-balanced to produce smooth and vibration-free operation with low noise level.

To maintain a controlled working temperature in cylinders and combustion chambers, the engine is equipped with piston cooling. The engine is also fitted with replaceable cylinder liners and valve seats/guides to ensure maximum durability and service life of the engine.

Low exhaust emission

The state of the art, high-tech injection and charging system with low internal losses contributes to excellent combustion and low fuel consumption.

The TAD1640GE complies with EU Stage 2 emission regulations.

Easy service & maintenance

Easily accessible service and maintenance points contribute to the ease of service of the engine.


Technical description

Engine and block

- Optimized cast iron cylinder block with optimum distribution of forces without the block being unnecessarily heavy.
- Wet, replaceable cylinder liners
- Piston cooling for low piston temperature and reduced ring temperature
- Tapered connecting rods for reduce risk of piston cracking
- Crankshaft induction hardened bearing surfaces and fillets with seven bearings for moderate load on main and high-end bearings
- Case hardened and Nitrocarburized transmission gears for heavy duty operation
- Keystone top compression rings for long service life
- Viscous type crankshaft vibration dampers to withstand single bearing alternator torsional vibrations
- Replaceable valve guides and valve seats
- Over head camshaft and four valves per cylinder

Lubrication system

- Full flow oil cooler
- Full flow disposable spin-on oil filter, for extra high filtration
- The lubricating oil level can be measured during operation
- Gear type lubricating oil pump, gear driven by the transmission



Features

- Fully electronic with Volvo Penta EMS 2
- Dual frequency switch (between 1500 rpm and 1800 rpm)
- High power density
- Emission compliant
- Low noise levels
- Gen Pac configuration

Fuel system

- Non-return fuel valve
- Electronic unit injectors
- Fuel prefilter with water separator and water-in-fuel indicator / alarm
- Gear driven low-pressure fuel pump
- Fine fuel filter with manual feed pump and fuel pressure switch
- Fuel shut-off valve, electrically operated

Cooling system

- Efficient cooling with accurate coolant control through a water distribution duct in the cylinder block. Reliable sleeve thermostat with minimum pressure drop
- Belt driven, maintenance-free coolant pump with high degree of efficiency

Turbo charger

- Efficient and reliable turbo charger
- Extra oil filter for the turbo charger

Electrical system

- Engine Management System 2 (EMS 2), an electronically controlled processing system which optimizes engine performance. It also includes advanced facilities for diagnostics and fault tracing
- The instruments and controls connect to the engine via the CAN SAE J1939 interface, either through the Control Interface Unit (CIU) or the Digital Control Unit (DCU). The CIU converts the digital CAN bus signal to an analog signal, making it possible to connect a variety of instruments. The DCU is a control panel with display, engine control, monitoring, alarm, parameter setting and diagnostic functions. The DCU also presents error codes in clear text.
- Sensors for oil pressure, oil temp, boost pressure, boost temp, coolant temp, fuel temp, water in fuel, fuel pressure and two speed sensors.

**VOLVO
PENTA**

TAD1640GE

Technical Data

General

| | | |
|--|-------------|--|
| Engine designation | TAD1640GE | |
| No. of cylinders and configuration | in-line 6 | |
| Method of operation | 4-stroke | |
| Bore, mm (in.) | 144 (5.67) | |
| Stroke, mm (in.) | 165 (6.50) | |
| Displacement, l (in ³) | 16.12 (984) | |
| Compression ratio | 17.5:1 | |
| Dry weight, kg (lb) | 1480 (3263) | |
| Dry weight with Gen Pac, kg (lb) | 1910 (4211) | |
| Wet weight, kg (lb) | 1550 (3417) | |
| Wet weight ith Gen Pac, kg (lb) | 2020 (4453) | |

| Performance | 1500 rpm | 1800 rpm |
|-----------------------|-----------|-----------|
| with fan, kW (hp) at: | | |
| Prime Power | 392 (533) | 430 (585) |
| Max Standby Power | 431 (586) | 479 (651) |

| Lubrication system | 1500 rpm | 1800 rpm |
|---|--------------|--------------|
| Oil consumption, liter/h (US gal/h) at: | | |
| Prime Power | 0.10 (0.026) | 0.10 (0.026) |
| Max Standby Power | 0.10 (0.026) | 0.11 (0.029) |
| Oil system capacity incl filters, liter | 48 | |

| Fuel system | 1500 rpm | 1800 rpm |
|-----------------------------------|-------------|-------------|
| Specific fuel consumption at: | | |
| Prime Power, g/kWh (lb/hph) | | |
| 25 % | 227 (0.368) | 245 (0.397) |
| 50 % | 203 (0.329) | 210 (0.340) |
| 75 % | 198 (0.320) | 202 (0.327) |
| 100 % | 200 (0.323) | 202 (0.328) |
| Max Standby Power, g/kWh (lb/hph) | | |
| 25 % | 221 (0.359) | 234 (0.377) |
| 50 % | 201 (0.325) | 206 (0.334) |
| 75 % | 197 (0.319) | 201 (0.326) |
| 100 % | 202 (0.327) | 206 (0.334) |

| Intake and exhaust system | 1500 rpm | 1800 rpm |
|--|-------------|-------------|
| Air consumption, m ³ /min (cfm) at: | | |
| Prime Power | 31.7 (1119) | 39.7 (1402) |
| Max Standby Power | 36.2 (1278) | 42.6 (1504) |
| Max allowable air intake restriction, kPa (In wc) | 5 (20.1) | 5 (20.1) |
| Heat rejection to exhaust, kW (BTU/min) at: | | |
| Prime Power | 299 (17004) | 319 (18141) |
| Max Standby Power | 335 (19051) | 381 (21667) |
| Exhaust gas temperature after turbine, °C (°F) at: | | |
| Prime Power | 452 (846) | 408 (766) |
| Max Standby Power | 456 (853) | 444 (831) |
| Max allowable back-pressure in exhaust line, kPa (In wc) | 10 (40.2) | 10 (40.2) |
| Exhaust gas flow, m ³ /min (cfm) at: | | |
| Prime power | 74.8 (2642) | 86.9 (3069) |
| Max Standby Power | 85.4 (3016) | 98.0 (3461) |

| Cooling system | 1500 rpm | 1800 rpm |
|--|------------|-------------|
| Heat rejection radiation from engine, kW (BTU/min) at: | | |
| Prime Power | 18 (1024) | 20 (1137) |
| Max Standby Power | 20 (1137) | 22 (1251) |
| Heat rejection to coolant kW (BTU/min) at: | | |
| Prime Power | 158 (8985) | 176 (10009) |
| Max Standby Power | 166 (9440) | 188 (10691) |
| Fan power consumption, kW (hp) | 9 (12) | 15 (20) |

Note! Not all models, standard equipment and accessories are available in all countries. All specifications are subject to change without notice. The engine illustrated may not be entirely identical to production standard engines.

Power Standards

The engine performance corresponds to ISO 3046, BS 5514 and DIN 6271. The technical data applies to an engine without cooling fan and operating on a fuel with calorific value of 42.7 MJ/kg (18360 BTU/lb) and a density of 0.84 kg/liter (7.01 lb/US gal), also where this involves a deviation from the standards. Power output guaranteed within 0 to +2% at rated ambient conditions at delivery. Ratings are based on ISO 8528. Engine speed governing in accordance with ISO 3046/IV, class A1 and ISO 8528-5 class G3

Exhaust emissions

The engine complies with EU stage 2 emission legislation according to the Non Road Directive EU 97/68/EEC. The engine also complies with TA-luft -50% exhaust emission regulations.

Rating Guidelines

PRIME POWER rating corresponds to ISO Standard Power for continuous operation. It is applicable for supplying electrical power at variable load for an unlimited number of hours instead of commercially purchased power. A10 % overload capability for governing purpose is available for this rating. MAXIMUM STANDBY POWER rating corresponds to ISO Standard Fuel Stop Power. It is applicable for supplying standby electrical power at variable load in areas with well established electrical networks in the event of normal utility power failure. No overload capability is available for this rating. 1 hp = 1 kW x 1.36

Information

For more technical data and information, please look in the Generating Set Engines Sales Guide.

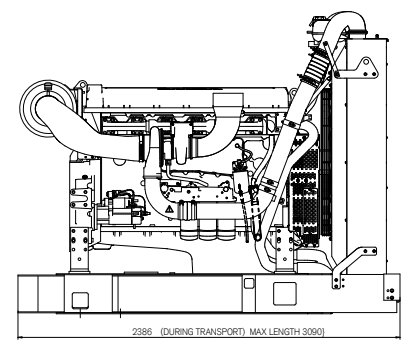
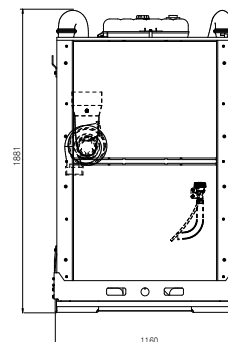
Standard equipment

| | Engine | Gen Pac |
|---|-----------------|---------|
| Engine | | |
| Automatic belt tensioner | • | • |
| Lift eyelets | • | • |
| Flywheel | | |
| Flywheel housing with conn. acc. to SAE 1 | • | • |
| Flywheel for 14" flex. plate and flexible coupling | • | • |
| Vibration dampers | • | • |
| Engine suspension | | |
| Fixed front suspension | • | • |
| Lubrication system | | |
| Oil dipstick | • | • |
| Full-flow oil filter of spin-on type | • | • |
| By-pass oil filter of spin-on type | • | • |
| Oil cooler, side mounted | • | • |
| Low noise oil sump | • | • |
| Fuel system | | |
| Fuel filters of disposable type | • | • |
| Electronic unit injectors | • | • |
| Pre-filter with water separator | • | • |
| Intake and exhaust system | | |
| Air filter with replaceable paper insert | • | • |
| Air restriction indicator | • | • |
| Air cooled exhaust manifold | • | • |
| Connecting flange for exhaust pipe | • | • |
| Exhaust flange with v-clamp | • | • |
| Turbo charger, low right side | • | • |
| Cooling system | | |
| Radiator incl intercooler | • ¹⁾ | • |
| Gear driven coolant pump | • | • |
| Fan hub | • | • |
| Thrust fan | • ¹⁾ | • |
| Fan guard | - | • |
| Belt guard | - | • |
| Control system | | |
| Engine Management System (EMS) with CAN-bus interface SAE J1939 | • | • |
| CIU, Control Interface Unit | - | - |
| Alternator | | |
| Alternator 80A / 24 V | • | • |
| Starting system | | |
| Starter motor, 6.0kW, 24 V | • | • |
| Connection facility for extra starter motor | • | • |
| Instruments and senders | | |
| Temp.- and oil pressure for automatic stop/alarm 103°C | • | • |
| Other equipment | | |
| Expandable base frame | - | • |
| Engine Packing | | |
| Plastic wrapping | • | • |

¹⁾ must be ordered, see order specification
 - optional equipment or not applicable
 • included in standard specification

Dimensions TAD1640GE

Not for installation



AB Volvo Penta
 SE-405 08 Göteborg, Sweden
 www.volvopenta.com