

VOLVO TRACKED PAVERS

ABG5820



MORE CARE. BUILT IN.



AN EFFICIENT MULTI-PURPOSE PAVER FOR YOUR MEDIUM SCALE PROJECTS.

Every Volvo ABG paver is the result of 60 years experience in the road construction industry. With ample reserve power, robust and sturdy design, high paving efficiency and Volvo's ease of operation, the tracked paver ABG5820 is an ideal partner for scale projects in paving widths from 2.50 up to 8.0 m.

Paving materials

Volvo tracked pavers are particularly suitable for paving a wide range of materials from the wearing course right down the base courses on the most diversified paving contracts.

Paving applications

- Municipal roads
- Main roads
- Parking lots
- Waste storage areas
- Rehabilitation projects

Powerful engines

High performance engines provide adequate reserve power for all operating conditions even at maximum paving widths.

Travel drive with electronic control

The electronically controlled travel drive ensures a uniform propulsion, accurate straight ahead travel, exact cornering and soft start.

This system offers the optimum prerequisites for a smooth and even mat.

Crawler unit with exceptional traction properties

The large contact area of the crawler tracks together with an optimal machine weight distribution enable an efficient paving process even on bases with a poor bearing capacity.

Latest generation of EPM

The paver's control centre is the EPM II control panel of the latest generation. No other system on the market offers such an intuitive and simple operation together with an extensive range of possibilities for storing and analysing machine data.

Exemplary ease of operation

The spacious and conveniently designed operator's station provides a 360° field of vision. The EPM II control panel can be easily swung from side to side and adjusted to the operator's sitting position. A direct view into the hopper, the auger channel and the working area provides the optimum conditions for achieving excellent paving results.

Thanks to extensive sound control measures, the pavers have class leading low noise levels.



- Excellent surface evenness on every mat



- Crawler unit with exceptional traction properties



- Exact cornering

				
ABG5820	max 8,0 m (26.2 ft)	300 mm (11.8 in)	15,6 t - 19,2 t (17.1 T - 21.1 T)	112 kW



EXEMPLARY EASE OF OPERATION AND EXCELLENT ALL-ROUND VISION.

Thanks to the clear layout of the operator's station and the ergonomically designed working area, the operator can fully concentrate on the paving process.

Easy operation - leaves nothing to be desired

The operator can adjust his sitting position and the position of the control panel to meet his own personal requirements. Both deluxe seats can cross slide over a wide range on the operator's station and can even be laterally extended beyond the outer edge of the paver. The centrally mounted EPM II control panel can be swivelled, tilted and telescopically extended. If required, the operator can transfer his work station from one side of the paver to the other within a few seconds.

The sides of the sun roof can be extended outwards to protect the operator from the elements and can be equipped with an optional front windscreen and side curtains.

The control buttons for material flow on the screed control panels have "touch and feel" frames for blindfold operation. Illuminated buttons facilitate paving work in subdued light when working at night or paving in tunnels.

Perfect view of the paving process

The design of the operator's station provides a perfect view of the mat thickness scales, the flow of material in the hopper, the paving screed and the auger channel. Optional working lights illuminate the auger channel and are a handy feature during adverse light conditions.


The latest generation of Electronic Paver Management (EPM)

This system provides the operator with an optimum overview and control of all paving processes. The unique EPM II control panel guides the operator step by step through the individual working functions. The control buttons for all functions are arranged on a bird's eye diagram of the paver and are easily identified on the control panel. By using the function buttons, the operator can call up menus for the engine data and paving functions etc. which are clearly shown on a large colour screen. Any alterations the operator makes to the paver's settings can be immediately reproduced on the animated graphics.

Due to its high degree of compatibility, the system can be easily upgraded and data can be transferred via USB interfaces on the control panel. This allows messages to be quickly read out of the system and new functions implemented.

The EPM II control panel, screed control panels, and auxiliary control panel can be safely stowed in easily accessible compartments. These lockable compartments protect this valuable equipment from vandalism.





STATE-OF-THE-ART SOLUTIONS PAVE THE WAY.

A high paving output is a strength of all Volvo pavers. But that is not all, numerous well thought out features simplify work during and after paving the mat.

A Optimum view of the material flow

The comfortable operator's seat with its elevated sitting position provides an excellent view of the flow of paving material.

B Powerful and eco-friendly engine

Modern COM IIIA/EPA Tier III certified Diesel engine, quiet running and eco-friendly.

C Travel drive with the highest accuracy

Electronically controlled and independent travel drive on each crawler unit. The system monitors track movement and controls motor response to ensures both straight line and fixed radius paving.

D Powerful crawler units

Maintenance free crawler units with durable trapezoidal shaped rubber track pads and automatic track tensioners

E Fixed and hinged channel plates

Fixed and hinged channel plates ensure an optimum head of material in the auger channel.





F Latest generation of EPM II


Operation is made easy with the switch panel layout, which is based on function location.

G Unique sun roof design

The operator can extend the sides of the sun roof for added protection. The sun roof together with the exhaust pipe is easily raised and lowered using the hydraulic hand pump for transport on a low-loading trailer.

H Hopper design.

Large folding hopper wings and the conveyor design ensures proper material flow. Adding the (optional) apron will increase capacity and ensure hopper is always completely emptied.



I Road surface scrapers

Road scrapers clear the debris and make a clean and smooth surface for the crawler tracks. They can be quickly and easily raised to the transport position or lowered for paving work.



HIGH TRACTION, HIGH PAVING RATE, EXCELLENT PAVING QUALITY.

Equipped with an ABG Variomatic single tamper screed, Volvo ABG5820 tracked pavers combine excellent paving quality, maximum reserve power and high efficiency.

Material conveyor system with proportional control

Thanks to the large hopper volume, interruptions in the supply of paving material can be bridged over. Independent drives for both bar conveyors and both augers ensure the paving material is conveyed to both sides of the screed where and when it is required. The optimum head of material is maintained in the auger channel during every paving situation by adjusting the height and direction of rotation of the augers.

Screed technology

The standard VB 78 Vario screed offers the highest flexibility on jobs with frequently changing paving widths. The VB78 screed is equipped with electric heat as standard, but could also be configured with gas heat. These screeds can be hydraulically extended to double the basic width.

Standard features include:


- independent heating circuit control which is faster than interval heating,
- hydraulic crown control for ease of operation,
- highest class screed weight for best in class mat quality.

Hydraulic quick coupling


By using the patented hydraulic quick coupling system, extensions can be quickly attached to the basic screed (for more detailed information please see separate Variomatic Screeds brochure).

Maintenance friendly

On account of the clear arrangement and good access to all maintenance points, Volvo offers the highest degree of friendly maintenance with the tracked pavers. Air filters, fuel filters and the oil dipstick are quickly accessible through large maintenance doors. An optional central lubrication system simplifies maintenance work still further. Multiple seals on the auger shafts increase their paving life and achieve a high degree of operational reliability. The entire electronics are installed in an easily accessible switch cabinet.



- Large hopper volume



- Outstanding screed technology



- Large maintenance doors



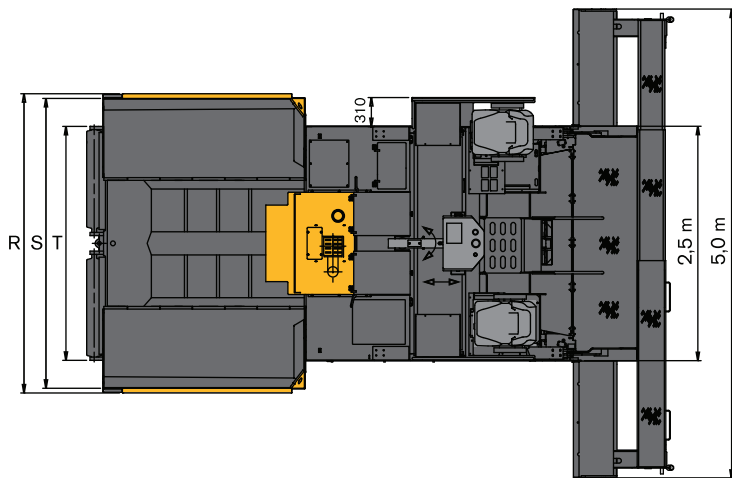
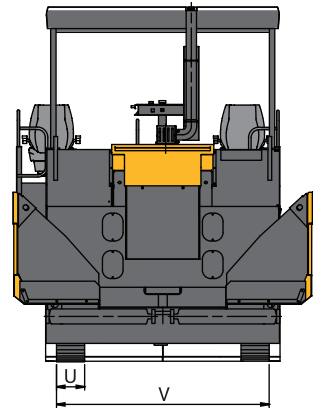
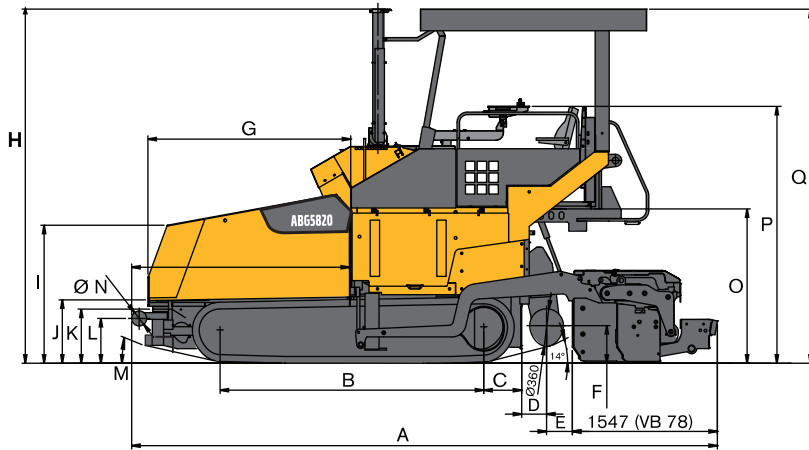
- Easily accessible

SPECIFICATIONS

Model			ABG5820
Engine (Diesel)	Make		Deutz
	Model		TCD2013L04 2V
	Output	KW/HP	112 /152 @ 2 200 rpm
	Coolant		Liquid
	Fuel tank capacity	L (gal)	300 (79)
	Exhaust emission		COM IIIA /EPA Tier III
Paving	Output (theor.) ¹	t/h (T/h)	600 (661)
	Mat thickness (max.)	mm (in)	300 (11.8)
Speeds	Paving	m/min (ft/min)	20 (65.6)
	Transport	km/h (mph)	3.6 (2.2)
Crawler unit	Length	mm (in)	2 900 (114)
	Width (track plates)	mm (in)	305 (12)
Mix conveyor system	Hopper capacity	t (T)	13,5 (14.8)
	Conveyors		2
	- Conveyor speed	m/min (ft/min)	15.6 (51)
Augers			2
	Auger speed	rpm	77
	Auger diameter	mm (in)	360 (14.1)
Electrics	Vehicle Voltage	V	24
Transport dimensions	Width	mm (in)	2 500 (98.4)
	Length	mm (in)	6 210 (244.4)
	Height	mm (in)	2 940 (115.7)
Weights ²	Tractor unit	kg (lbs)	12 200 (26.896)
¹ The actual paving output depends upon the mat thickness, the paving width and paving speed and will vary according to paving conditions prevailing on your jobsite. Please approach us and we will be pleased to assist you in calculating the paving output for your particular paving project.			
² All weights are approx. weights without options.			

Paving widths / Screed operating weights ³			
Screed model		kg	lbs
VB78	Basic adjusting range 2.50 - 5.00 m (8.2 - 16.4 ft)	3 620	7,980
	max. paving width with extensions 8.00 m (26.3 ft)	5 940	13,095
³ All weights are approx. weights without options.			

DIMENSIONS



	A	B	C	D	E	F	G	H	I	J	K
mm	6 202	2 900	405	265	275	360 ± 65	2 163	3 780	1 431	635	535
(in)	(244)	(114)	(15,9)	(10,4)	(10,8)		(85,1)	(148,8)	(56,3)	(25)	(21)

	L	M	N	O	P	Q	R	S	T	U	V
mm	452	12,5°	110	939	1 605	3 735	3 191	3 091	2 490	300	2 269
(in)	(17,8)	(12,5°)	(4,33)	(9,4)	(63,2)	(147)	(125,6)	(121,6)	(98)	(11,8)	(89,3)

STANDARD FEATURES / OPTIONAL EQUIPMENT

Standard ●	Optional ○	ABG5820
Deutz Diesel engine, COM IIIA/EPA Tier III		●
Electronic Paver Management (EPM II)		●
Remote Diagnostic Service (RDS)		○
Adjustable and revolving control unit		●
Two seats, laterally extendable		●
Deluxe seats with heating		○
GFK all-weather roof with manual-hydraulic folding device		○
All-weather roof with manual-hydraulic folding device		○
Front windscreen (only in conjunction with all-weather roof)		○
Tarpaulin for sides		○
Electronic drive control		●
Forged and hardened crawler track links		●
Automatic track tensioner		●
Large truck buffer rollers with 110 mm Ø		●
Individual operating hopper wings		○
Hydraulically operated front apron		○
Four individual hydrostatic drives for conveyors and augers		●
Reversible conveyor		○
Proportional USS auger control according to material requirements		○
Reversible direction of auger rotation		●
Auger speed control ON/OFF		●
Screed towing arms, continuous version		●
Hydraulics for Vario screeds with tamper		●
Hydraulics for Vario screeds with tamper and vibration		○
Screed lock		●
Screed anti-climbing lock		○
Screed tensioning device		○
Screed assist		○
Hydraulic height adjustment of extendable screeds		○
Mechanical auger height adjustment		●
Hydraulic auger height adjustment		○
Levelling systems (please see price list)		○
Electric switch cabinet		●
Four working lights		●
Sound insulation		●
Anti-vandalism kit		●
Battery master switch		●
Two external control panels for the paving screed		●
Tool kit		●
Particle filter (according to BUVAL directions)		○
Central lubrication		●
Xenon Floodlighting (only in conjunction with all-weather roof)		○
Two additional lights (rear)		○
Driver's compartment lighting		○
Warning beacon		○
Auxiliary control panel		○
Additional sockets 230V		○
Emulsions spraying system		○
Heavy-duty spray cleaning gun		○
Fuel transfer pump		○
Special paintwork (according to RAL colour code, excluding metallic paintwork)		○
Biodegradable hydraulic oil		○

Partial listing of standard equipment and available options



Volvo Construction Equipment is different. Our machines are designed, built and supported in a different way. That difference comes from an engineering heritage of over 175 years. A heritage of thinking first about the people who actually use the machines. About how to help them be safer, more comfortable, more productive. About the environment we all share. The result of that thinking is a growing range of machines and a global support network dedicated to helping you do more. People around the world are proud to use Volvo. And we're proud of what makes Volvo different – **More care. Built in.**



Not all products are available in all markets. Under our policy of continuous improvement, we reserve the right to change specifications and design without prior notice. The illustrations do not necessarily show the standard version of the machine.

VOLVO

Volvo Construction Equipment
www.volvoce.com

PUB 21A1006512
2010.10
Volvo, Global Marketing

English (Global)
PAT